

Our range of
designer radiators
and towel rails,
brings fashion and
function together
beautifully

Heating

By Style

250 / Square

255 / Rounded

264 / Heated Towel Rails

268 / Ladder Rails

272 / Valves

There are vertical radiators for when space is at a premium, horizontal designs that are perfect for under windows, and an exciting choice of colours and finishes for the ultimate in co-ordination.

As well as outstanding design, many of our radiators provide exceptional heat output so you can turn up the heat and the style. Even the smallest details can create a big impact. Our range of robe and radiator hooks are designed to provide practicality and offer the perfect finishing touch. And there's something else that you'll warm to. Our heating collection comes with reassuring market leading guarantees.

Featured

Sloane Double Panel
Anthracite Radiator / P253
Pure Square
Radiator Valves / P272

HEATING *By Design*

FEATURING Hudson Reed

Square



Rounded

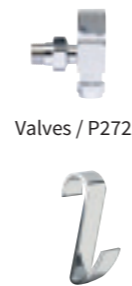


Heated Towel Rails



Ladder Rails

Extras



Electric Options

THE *Essentials*

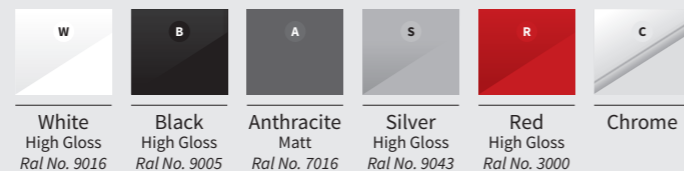
These key features are highlighted on each product page, where applicable:

Exceptional Heat Output
The radiator gives exceptional heat output for its surface area. Applies to radiators with a heat output in excess of 4000 BTUs

Compact
Ideal for rooms where space is at a premium, these compact designs have central inlets which save valuable wall space.

Colour OPTIONS

Optional colours available in some ranges:



Featured / Revive Wave

Designer RADIATORS

Designer Looks
Choose from our extensive range of designer options to suit your tastes

Add Some Colour
Many of our designs are available in multiple colour options to help you personalise your look

Designer radiators and towel rails provide so much more than heat – they're a chance to turn up the style in any room

Vertical, Horizontal or Compact
We have sizes and shapes to suit every space, from a compact en-suite to signature pieces suitable for any room

Heat Output
All radiators vary in heat output. We recommend you seek advice from your plumber on the BTU requirements for your living space. Look out for double panel radiators and the exceptional heat output for larger spaces

Radiator Valves
See our complementary ranges on /P272

Radiator Accessories
Robe hooks and towel rail accessories available on /P273



HLW100



HCL001



Parallel



Single Panel

H1800 x W342mm	
w High Gloss White	HLW90 £349.00 4394 Btu/hr
A Anthracite	HLA90 £349.00 4394 Btu/hr
S High Gloss Silver	HLS90 £371.00 4394 Btu/hr
B High Gloss Black	HLB90 £349.00 4394 Btu/hr

Exceptional Heat Output

Get the LOOK

Radiator Valves
HT324 / P272



HLA90

Monterey



Flat Panel



H1805 x W405mm	
w High Gloss White	HLW100 £317.00 4970 Btu/hr

Exceptional Heat Output

250 Ultra Finishing / Inspired Living

Ceylon



With Towel Rail



H1800 x W370mm	
w High Gloss White	HCL002 £855.00 4320 Btu/hr
B High Gloss Black	HCL001 £855.00 4320 Btu/hr

Exceptional Heat Output

Fin



Double Panel

H504 x W1000mm	
S High Gloss Silver	HLS81 £317.00 4407 Btu/hr

Exceptional Heat Output

VAT @20% is included on all prices.



Sloane



Single Panel



H1500 x W354mm
 High Gloss White
 HLW41 **£328.00** 3753 Btu/hr



H1800 x W354mm
 High Gloss White
 HLW42 **£349.00** 5005 Btu/hr
 Anthracite
 HLA72 **£360.00** 5005 Btu/hr



HLW41

Exceptional Heat Output

Sloane



Double Panel



H1500 x W354mm
 High Gloss White
 HLW43 **£371.00** 4710 Btu/hr



H1800 x W354mm
 High Gloss White
 HLW44 **£414.00** 6730 Btu/hr
 Anthracite
 HLA74 **£425.00** 6730 Btu/hr



WITH MIRROR
 H1800 x W381mm
 High Gloss White
 HLW64 **£414.00** 7289 Btu/hr
 Anthracite
 HLA84 **£425.00** 7289 Btu/hr



HLA84

Exceptional Heat Output

Kinetic



Single Panel




H1800 x W360mm		
W High Gloss White	HLW96	£285.00 3129 Btu/hr
A Anthracite	HLA96	£285.00 3129 Btu/hr
S High Gloss Silver	HLS96	£296.00 3129 Btu/hr
B High Gloss Black	HLB96	£285.00 3129 Btu/hr

For an ultra modern feel, choose Kinetic

Get the LOOK

Radiator Valves HT324 / P272

PROFILE




HLB96



HSA001

PROFILE



Salvia



Double Panel

VERTICAL



H1500 x W383mm		
W High Gloss White	HSA002	£285.00 5477 Btu/hr
A Anthracite	HSA006	£296.00 5477 Btu/hr



H1800 x W383mm		
W High Gloss White	HSA001	£317.00 6790 Btu/hr
A Anthracite	HSA005	£328.00 6790 Btu/hr



H635 x W863mm		
W High Gloss White	HSA004	£382.00 5573 Btu/hr
A Anthracite	HSA008	£392.00 5573 Btu/hr



H635 x W1223mm		
W High Gloss White	HSA003	£532.00 7575 Btu/hr
A Anthracite	HSA007	£543.00 7575 Btu/hr

HORIZONTAL



H383 x W1500mm		
W High Gloss White	HSA002 HL220	£322.65 5477 Btu/hr
A Anthracite	HSA006 HLA20	£333.65 5477 Btu/hr



H383 x W1800mm		
W High Gloss White	HSA001 HL220	£354.65 6790 Btu/hr
A Anthracite	HSA005 HLA20	£365.65 6790 Btu/hr

Exceptional Heat Output



HLS94

Xcite



Designer

Create a stunning focal point in your room



H1775 x W450mm	
S High Gloss Silver HLS94 £274.00	2435 Btu/hr
A Anthracite HLA94 £263.00	2435 Btu/hr
B High Gloss Black HLB94 £263.00	2435 Btu/hr



PROFILE



HLW22

PROFILE




Refresh



Double Panel

Vertical H1500 x W350mm	
w High Gloss White HLW26 £317.00	4814 Btu/hr
Horizontal H300 x W1064mm	
w High Gloss White HLW22 £317.00	4658 Btu/hr



Exceptional Heat Output

VAT @20% is included on all prices.



HLA92

PROFILE



Savy



Double Panel

H1800 x W354mm	
w High Gloss White HLW92 £403.00	3995 Btu/hr
S High Gloss Silver HLS92 £425.00	3995 Btu/hr
A Anthracite HLA92 £414.00	3995 Btu/hr



Exceptional Heat Output

Compact
space
saving
design



PROFILE

HRE009



PROFILE

HLB95

Revive 

With Mirror



- ▲ Single Panel
H1800 x W499mm
- ▲ Anthracite
HLA78 **£403.00** 2496 Btu/hr
- ▼ Double Panel
H1800 x W499mm
- ▲ Anthracite
HLA79 **£586.00** 4983 Btu/hr



Reflect your
unique style in
any room

PROFILE

HLA79

Revive 
Compact Double Panel




- H1800 x W236mm
- W High Gloss White
HRE007 **£210.00** 3822 Btu/hr
- ▲ Anthracite
HRE009 **£226.00** 3822 Btu/hr


 Exceptional Heat Output  Compact

Revive 
Wave



- H1785 x W413mm
- ▲ Anthracite
HLA95 **£312.00** 4641 Btu/hr
- ▲ High Gloss Black
HLB95 **£312.00** 4641 Btu/hr

 Exceptional Heat Output

 Exceptional Heat Output

Bring luxury and style to any room with Revive designer radiators



Multi Colour
Revive has options in five different colours

Get the LOOK

Radiator Valves
HT328 / P272




HLB76

Revive 20 YEAR WARRANTY

Double Panel

VERTICAL



H1500 x W354mm		
W High Gloss White	HL368 £274.00	4719 Btu/hr
A Anthracite	HLA76 £285.00	4719 Btu/hr
S High Gloss Silver	HLS86 £296.00	4719 Btu/hr
B High Gloss Black	HLB76 £296.00	4719 Btu/hr

H1800 x W354mm		
W High Gloss White	HL326 £306.00	5568 Btu/hr
A Anthracite	HLA77 £317.00	5568 Btu/hr
S High Gloss Silver	HLS87 £328.00	5568 Btu/hr
B High Gloss Black	HLB77 £328.00	5568 Btu/hr
R High Gloss Red	HRE003 £317.00	5568 Btu/hr



H633 x W826mm		
W High Gloss White	HL328 £371.00	4859 Btu/hr



H635 x W1175mm		
W High Gloss White	HL329 £521.00	6942 Btu/hr

HORIZONTAL



H354 x W1500mm		
W High Gloss White	HL368 HL220 £311.65	4719 Btu/hr
A Anthracite	HLA76 HLA20 £322.65	4719 Btu/hr
S High Gloss Silver	HLS86 HLS20 £333.65	4719 Btu/hr
B High Gloss Black	HLB76 HLB20 £333.65	4719 Btu/hr

H354 x W1800mm		
W High Gloss White	HL326 HL220 £343.65	5568 Btu/hr
A Anthracite	HLA77 HLA20 £354.65	5568 Btu/hr
S High Gloss Silver	HLS87 HLS20 £365.65	5568 Btu/hr
B High Gloss Black	HLB77 HLB20 £365.65	5568 Btu/hr

Exceptional Heat Output

VAT @20% is included on all prices.



Simplicity of
design, with a
sleek, slimline
projection

HL324

Revive 20 YEAR WARRANTY

Single Panel

VERTICAL



Suitable for use with heating elements / P272

Suitable for use with heating elements / P272



HORIZONTAL



VAT @20% is included on all prices.

Radiator
ACCESSORIES / P273



Towel Rail for Radiator
HL318 Chrome



Robe Hook for Radiator
HL316 Chrome



HL381



HL336



HLA35



HL396

Finesse 20 YEAR

Heated Towel Rails



H610 x W500mm
 Chrome
 HL381 **£199.00** 1261 Btu/hr

H900 x W510mm
 Chrome
 HL397 **£274.00** 1317 Btu/hr

Elgin 20 YEAR

Heated Towel Rails



H1080 x W550mm
 Chrome
 HL336 **£425.00** 1144 Btu/hr

Anthracite
 HLA36 **£296.00** 1703 Btu/hr

High Gloss White
 HLW36 **£285.00** 1703 Btu/hr

Suitable for use with heating elements / P272

Flat Panel 20 YEAR

Heated Towel Rails



H1213 x W500mm
 Chrome
 HL335 **£382.00** 1222 Btu/hr

Anthracite
 HLA35 **£328.00** 1668 Btu/hr

High Gloss White
 HLW35 **£328.00** 1668 Btu/hr

Suitable for use with heating elements / P272

Piazza 20 YEAR

Heated Towel Rails



9 Bar
 H950 x W500mm
 Chrome
 HL382 **£306.00** 1608 Btu/hr

11 Bar
 H1200 x W500mm
 Chrome
 HL396 **£382.00** 1972 Btu/hr



HL375

Eton

Heated Towel Rails



H1200 x W450mm

Chrome
HL375 **£242.00** 1313 Btu/hr

Suitable for use with heating elements / P272

H1200 x W600mm

Chrome
HL376 **£285.00** 1651 Btu/hr

Suitable for use with heating elements / P272

Eton Electric

Heated Towel Rails

To ensure ease of fitting, these electric-only designer radiators are pre-filled with electrical inhibitor solution, which helps protect the internal walls of the radiator and also have the heating element pre-installed.



H1200 x W450mm

Chrome
HL377 **£317.00** 1803 Btu/hr

Supplied with 250 watt heating element fitted

H1200 x W600mm

Chrome
HL378 **£371.00** 2162 Btu/hr

Supplied with 250 watt heating element fitted



Move a step up
with the pure
lines of Eton

HL378



Square



Ladder Rails

Choose a bang 'on trend' chunky square profile



▲ H800 x W500mm
c Chrome
MTY108 **£210.00** 1881 Btu/hr
Suitable for use with heating elements / P272

▼ H1200 x W500mm
c Chrome
MTY109 **£317.00** 4485 Btu/hr
Suitable for use with heating elements / P272

MTY108



MTY068



MTY081



PROFILE

Electric Only



Ladder Rails



H700 x W500mm
c Chrome
MTY069 **£167.00** 466 Btu/hr
Supplied with 150 watt heating element fitted

H1100 x W500mm
c Chrome
MTY068 **£210.00** 764 Btu/hr
Supplied with 250 watt heating element fitted

White Heated



Ladder Rail



H650 x W445mm
w High Gloss White
MTY081 **£97.00** 1846 Btu/hr

Suitable for use with heating elements / P272

Anthracite



Ladder Rails



CURVED



H700 x W500mm

Anthracite
MTY102 **£75.50** 1486 Btu/hr

Suitable for use with heating elements / P272

H1150 x W500mm

Anthracite
MTY104 **£102.00** 2518 Btu/hr

Suitable for use with heating elements / P272

STRAIGHT



H700 x W500mm

Anthracite
MTY103 **£75.50** 1460 Btu/hr

Suitable for use with heating elements / P272

H1150 x W500mm

Anthracite
MTY105 **£102.00** 2110 Btu/hr

Suitable for use with heating elements / P272

Curved & straight bar options to choose from

MTY104



Chrome



Ladder Rails

CURVED



H700 x W500mm

Chrome
HK385 **£86.00** 737 Btu/hr

Suitable for use with heating elements / P272

H1100 x W500mm

Chrome
HK386 **£124.00** 1218 Btu/hr

Suitable for use with heating elements / P272

STRAIGHT



H700 x W500mm

Chrome
HK381 **£86.00** 715 Btu/hr

Suitable for use with heating elements / P272

H1100 x W500mm

Chrome
HK382 **£124.00** 1170 Btu/hr

Suitable for use with heating elements / P272

HK382

Radiator Valves



SQUARE



Pure Square Radiator Valve Pack
Angled (pairs)
HT324 **£43.00**

ROUND



Minimalist Radiator Valves
Angled (pairs)
HT328 **£21.50**



Minimalist Radiator Valves
Straight (pairs)
HT327 **£21.50**



Minimalist Radiator Valve Pack
Angled (pairs). Supplied with 15mm decorative pipes and concealing plates
HT310 **£43.00**



Minimalist Radiator Valve Pack
Straight (pairs). Supplied with concealing plates
HT320 **£43.00**



Modern Radiator Valves
Angled (pairs)
RV002 **£21.50**



Modern Radiator Valves
Straight (pairs)
RV001 **£21.50**



Chrome Radiator Valves
Angled (pairs)
RV003 **£11.55**



Chrome Radiator Valves
Straight (pairs)
RV004 **£11.55**

THERMOSTATIC



Thermostatic Radiator Valve Pack
Straight
HT325 **£37.65**



Thermostatic Radiator Valve Pack
Angled
HT326 **£37.65**

Heating Elements



Heating Elements
HL311 Chrome (150 Watts) **£75.50**
HL312 Chrome (250 Watts) **£75.50**
HL313 Chrome (400 Watts) **£91.50**



Thermostatic Heating Elements
HL301 Chrome (300 Watts) **£124.00**
HL302 Chrome (600 Watts) **£140.00**



Thermostatic Heating Elements with 2 Hour Booster Function
HL383 Chrome (300 Watts) **£140.00**
HL384 Chrome (600 Watts) **£156.00**

Radiator Accessories



Magnetic Robe Hook
Holds up to 3kg weight
ACC001 Chrome **£48.40**



Robe Hook for Radiator
HL316 Chrome **£20.45**



Towel Rail for Radiator
HL318 Chrome **£59.00**



Magnetic Towel Rail
Holds up to 5kg weight
ACC005 **£70.00**



Radiator Hook
ACC002 **£16.15**

Radiator Brackets



Revive Horizontal Radiator Brackets
High Gloss White
HL220 **£37.65**



Revive Horizontal Radiator Brackets
High Gloss Silver
HLS20 **£37.65**



Revive Horizontal Radiator Brackets
Anthracite
HLA20 **£37.65**



Revive Horizontal Radiator Brackets
High Gloss Black
HLB20 **£37.65**

Designer Radiator and Heated Towel Rail FAQs

How much heat will I need?

All rooms are individual and therefore the heat output required from your selected radiator will vary. It is important that you choose the correct radiator to ensure that enough heat is generated to keep you comfortable. A sensible tip is to always choose a model with a higher heat output than you require, as this can always be controlled by turning them down.

What is the measurement for heat output?

All our radiators carry the heat output measured in either:

- BTUs (British Thermal Unit) or
- Watts

Our BTU calculations use the British Standards of Delta t50c and t60c.

What heat output will I need for my room?

It is highly recommended that your installer calculates the BTU requirement for each applicable room, so you can get the maximum heat benefit from your chosen radiator. We strongly suggest this is done before purchasing your radiator.

What radiator designs offer the best heat output?

Basically, the bigger surface area that a radiator has, the more heat output will be generated. Another general guide is that painted finishes offer a slightly better heat output than chrome-finished items. To optimize the space you have available, we offer radiator designs that can be fitted horizontally or vertically. To get additional heat output from the same area, you can also choose options that include multi rows of tubes, panels and columns.

Radiator colour options

From stock, we offer the most current fashionable colour options across a wide range of products.

Please note that owing to the printing process, the actual colours on the radiators may vary slightly from those shown in our brochure.

Pipe centres

All our dimensional details are published in our current brochure and on our website. However, owing to manufacturing tolerances, we strongly suggest that your final pipework position is not completed until you actually receive delivery of your radiator.

Electric-only radiators

Where your installation location does not have immediate access to an existing water supply, we can offer purpose-made electric-only products for a quick and easy solution to your heating needs. These electric-only products are supplied pre-filled with an electrical inhibitor solution, and fitted with a compatible heating element.

Dual-fuel radiators

Some of our radiators can also work as dual-fuel applications, which means that when your main heating system might be turned off in the summer months, you can still operate your radiators electrically if required. Please consult your plumber before purchasing heating elements.

Radiator valves options

Depending on your choice of radiator, we have several styles to choose from, details of which can be found on the left hand page.

Warning / precautions

Qualified persons should make all electrical and plumbing connections. When fitting radiators with heating elements, the radiator must always be mounted with the element at the bottom with the radiator in the upright position. Failure to do so may result in a fire hazard.

Designer Radiator and Heated Towel Rails

TECHNICAL INFO

- All radiators come complete with fixing screws.
- Prices exclude radiator valves and heating elements.
- After installing any new radiators, when refilling the system, it is recommended that a suitable inhibitor is used.
- All tappings are ½" BSP.
- Dimensions are subject to minor deviations.
- We recommend that pipework is not installed until receipt of heated towel rail.

Radiator Style	BTU/HR @ 50C Temperature Difference	Watts @ 50C	BTU/HR @ 60C Temperature Difference	Watts @ 60C	Maximum Height (mm)	Maximum Width (mm)	Pipe Centres with Hudson Reed Radiator Valves (mm)	Tube Diameters (mm)	Maximum Projection from Wall (mm)	Floor to centre of tapping (mm)	Wall to centre of tapping (mm)
HLW100 Monterey Flat Panel Radiator	3914	1147	4970	1457	1805	405	495	N/A	70	N/A	50
HCL002 Ceylon Radiator with Towel Rail	3402	997	4320	1266	1800	370	460	N/A	105	N/A	25
HCL001 Ceylon Radiator with Towel Rail	3402	997	4320	1266	1800	370	460	N/A	105	N/A	25
HLW90 Parallel Single Panel Radiator	3460	1014	4394	1288	1800	342	432	N/A	125	N/A	60
HLA90 Parallel Single Panel Radiator	3460	1014	4394	1288	1800	342	432	N/A	125	N/A	60
HLS90 Parallel Single Panel Radiator	3460	1014	4394	1288	1800	342	432	N/A	125	N/A	60
HLB90 Parallel Single Panel Radiator	3460	1014	4394	1288	1800	342	432	N/A	125	N/A	60
HLS81 Fin Double Panel Designer Radiator	3470	1017	4407	1292	504	1000	800	N/A	146	100	N/A
HLW41 Sloane Single Panel Radiator	2955	866	3753	1100	1500	354	444	N/A	120	N/A	85
HLW42 Sloane Single Panel Radiator	3941	1155	5005	1467	1800	354	444	N/A	120	N/A	85
HLA72 Sloane Single Panel Radiator	3941	1155	5005	1467	1800	354	444	N/A	120	N/A	85
HLW43 Sloane Double Panel Radiator	3709	1087	4710	1380	1500	354	444	N/A	130	N/A	85
HLW44 Sloane Double Panel Radiator	5299	1553	6730	1972	1800	354	444	N/A	130	N/A	85
HLA74 Sloane Double Panel Radiator	5299	1553	6730	1972	1800	354	444	N/A	130	N/A	85
HLW64 Sloane Double Panel Radiator with Mirror	5739	1682	7289	2136	1800	381	471	N/A	130	N/A	85
HLA84 Sloane Double Panel Radiator with Mirror	5739	1682	7289	2136	1800	381	471	N/A	130	N/A	85
HLW96 Kinetic Single Panel Radiator	2463	722	3129	917	1800	360	450	N/A	110	N/A	60
HLA96 Kinetic Single Panel Radiator	2463	722	3129	917	1800	360	450	N/A	110	N/A	60
HLS96 Kinetic Single Panel Radiator	2463	722	3129	917	1800	360	450	N/A	110	N/A	60
HLB96 Kinetic Single Panel Radiator	2463	722	3129	917	1800	360	450	N/A	110	N/A	60
HSA001 Salvia Double Panel Radiator	5347	1567	6790	1990	1800	383	473	N/A	160	N/A	80
HSA002 Salvia Double Panel Radiator	4313	1264	5477	1605	1500	383	473	N/A	160	N/A	80
HSA006 Salvia Double Panel Radiator	4313	1264	5477	1605	1500	383	473	N/A	160	N/A	80
HSA005 Salvia Double Panel Radiator	5347	1567	6790	1990	1800	383	473	N/A	160	N/A	80
HSA004 Salvia Double Panel Radiator	4388	1286	5573	1633	635	863	953	N/A	160	N/A	80
HSA003 Salvia Double Panel Radiator	5964	1748	7575	2220	635	1223	1313	N/A	160	N/A	80
HSA008 Salvia Double Panel Radiator	4388	1286	5573	1633	635	863	953	N/A	160	N/A	80
HSA007 Salvia Double Panel Radiator	5964	1748	7575	2220	635	1223	1313	N/A	160	N/A	80
HLS94 Xcite Double Panel Radiator	1918	562	2435	714	1775	450	540	N/A	110	N/A	60
HLA94 Xcite Double Panel Radiator	1918	562	2435	714	1775	450	540	N/A	110	N/A	60
HLB94 Xcite Double Panel Radiator	1918	562	2435	714	1775	450	540	N/A	110	N/A	60
HLW26 Refresh Double Panel Radiator	3791	1111	4814	1411	1500	350	440	16	90	N/A	55
HLW22 Refresh Double Panel Radiator	3668	1075	4658	1365	300	1064	1155	24	90	N/A	55
HLW92 Savy Double Panel Radiator	3146	922	3995	1171	1800	354	444	40	130	N/A	70
HLS92 Savy Double Panel Radiator	3146	922	3995	1171	1800	354	444	40	130	N/A	70
HLA92 Savy Double Panel Radiator	3146	922	3995	1171	1800	354	444	40	130	N/A	70
HRE007 Revive Compact Double Panel Radiator	3009	882	3822	1120	1800	236	59	N/A	105	N/A	70
HRE009 Revive Compact Double Panel Radiator	3009	882	3822	1120	1800	236	59	N/A	105	N/A	70

Radiator Style	BTU/HR @ 50C Temperature Difference	Watts @ 50C	BTU/HR @ 60C Temperature Difference	Watts @ 60C	Maximum Height (mm)	Maximum Width (mm)	Pipe Centres with Hudson Reed Radiator Valves (mm)	Tube Diameters (mm)	Maximum Projection from Wall (mm)	Floor to centre of tapping (mm)	Wall to centre of tapping (mm)
HLA95 Revive Wave Radiator	3654	1071	4641	1360	1785	413	503	N/A	115	N/A	65
HLB95 Revive Wave Radiator	3654	1071	4641	1360	1785	413	503	N/A	115	N/A	65
HLA78 Revive Single Panel Radiator with Mirror	1965	576	2496	732	1800	499	540	N/A	100	N/A	65
HLA79 Revive Double Panel Radiator with Mirror	3924	1150	4983	1461	1800	499	540	N/A	105	N/A	65
HL368 Revive Double Panel Radiator	3716	1089	4719	1383	1500	354	430	N/A	105	N/A	65
HLA76 Revive Double Panel Radiator	3716	1089	4719	1383	1500	354	430	N/A	105	N/A	65
HLS86 Revive Double Panel Radiator	3716	1089	4719	1383	1500	354	430	N/A	105	N/A	65
HLB76 Revive Double Panel Radiator	3716	1089	4719	1383	1500	354	430	N/A	105	N/A	65
HL326 Revive Double Panel Radiator	4384	1285	5568	1632	1800	354	430	N/A	105	N/A	65
HLA77 Revive Double Panel Radiator	4384	1285	5568	1632	1800	354	430	N/A	105	N/A	65
HLS87 Revive Double Panel Radiator	4384	1285	5568	1632	1800	354	430	N/A	105	N/A	65
HLB77 Revive Double Panel Radiator	4384	1285	5568	1632	1800	354	430	N/A	105	N/A	65
HRE003 Revive Double Panel Radiator	4384	1285	5568	1632	1800	354	430	N/A	105	N/A	65
HL328 Revive Double Panel Radiator	3826	1121	4859	1424	633	826	915	N/A	105	N/A	70
HL329 Revive Double Panel Radiator	5466	1602	6942	2035	635	1175	1265	N/A	105	N/A	70
HL367 Revive Single Panel Radiator	2610	765	3315	972	1500	354	430	N/A	100	N/A	65
HL323 Revive Single Panel Radiator	3170	929	4026	1180	1800	354	430	N/A	100	N/A	65
HL324 Revive Single Panel Radiator	2102	616	2669	782	633	826	915	N/A	100	N/A	65
HL325 Revive Single Panel Radiator	3003	880	3813	1118	635	1180	1265	N/A	100	N/A	65
HL381 Finesse Heated Towel Rail	993	291	1261	370	610	500	180	22	96	N/A	N/A
HL397 Finesse Heated Towel Rail	1037	304	1317	386	900	510	340	N/A	65	N/A	52
HL336 Elgin Heated Towel Rail	901	264	1144	335	1080	550	50	N/A	115	N/A	N/A
HLA36 Elgin Heated Towel Rail	1341	393	1703	499	1080	550	50	N/A	115	N/A	N/A
HLW36 Elgin Heated Towel Rail	1341	393	1703	499	1080	550	50	N/A	115	N/A	N/A
HL335 Flat Panel Heated Towel Rail	962	282	1222	358	1213	500	450	N/A	80	N/A	50
HLA35 Flat Panel Heated Towel Rail	1314	385	1668	489	1213	500	450	N/A	80	N/A	50
HLW35 Flat Panel Heated Towel Rail	1314	385	1668	489	1213	500	450	N/A	80	N/A	50
HL382 Piazza Heated Towel Rail	1266	371	1608	471	950	500	450	N/A	110	N/A	78
HL396 Piazza Heated Towel Rail	1552	455	1972	578	1200	500	450	N/A	110	N/A	78
HL375 Eton Heated Towel Rail	1034	303	1313	385	1200	450	410	N/A	105	N/A	85
HL376 Eton Heated Towel Rail	1300	381	1651	484	1200	600	410	N/A	105	N/A	85
HL377 Eton Electric Heated Towel Rail	1419	416	1803	528	1200	450	410	N/A	105	N/A	85
HL378 Eton Electric Heated Towel Rail	1703	499	2162	634	1200	600	410	N/A	105	N/A	85
MTY108 Square Heated Towel Rail	1481	434	1881	551	800	500	460	N/A	80	N/A	50
MTY109 Square Heated Towel Rail	3531	1035	4485	1314	1200	500	460	N/A	80	N/A	50
MTY069 Electric Only Heated Towel Rail	367	108	466	137	700	500	N/A	25	90	N/A	N/A
MTY068 Electric Only Heated Towel Rail	602	176	764	224	1100	500	N/A	25	90	N/A	85
MTY081 White Heated Towel Rail	1454	426	1846	541	650	445	400	N/A	130	N/A	60
MTY102 Anthracite Curved Heated Towel Rail	1170	343	1486	436	700	500	450	22	80	N/A	65
MTY104 Anthracite Curved Heated Towel Rail	1982	581	2518	738	1150	500	450	22	80	N/A	65
MTY103 Anthracite Straight Heated Towel Rail	1150	337	1460	428	700	500	450	22	80	N/A	65
MTY105 Anthracite Straight Heated Towel Rail	1662	487	2110	618	1150	500	450	22	80	N/A	65
HK385 Chrome Curved Heated Towel Rail	580	170	737	216	700	500	455	25	100	N/A	65
HK386 Chrome Curved Heated Towel Rail	959	281	1218	357	1100	500	455	25	100	N/A	65
HK381 Chrome Straight Heated Towel Rail	563	165	715	210	700	500	455	25	90	N/A	65
HK382 Chrome Straight Heated Towel Rail	921	270	1170	343	1100	500	455	25	90	N/A	65