

*Featured*

Sarena Furniture / P054  
Cool White LED Strip Light / P123

Whether you want subtle mood lighting or focussed task lighting, our collection has something to transform your bathroom

# Lighting

**The right lighting scheme can transform your bathroom with carefully chosen products fitted in clever and creative ways.**

Our comprehensive range includes stylish over cabinet lights, white, chrome and glass shower lights and LED plinth and strip lights. All designed specifically for the bathroom to the highest safety standards so you can plan your new bathroom lighting with confidence.

*By Style*

- 120 / Safety & Lighting Zones
- 121 / Cabinet & Mirror Lights
- 122 / Ceiling & Rechargeable Lights
- 123 / LED Lights & Accessories

FEATURING

**Hudson Reed**

# Shine A LIGHT



Clean & Bright  
A pure light shines from the Neptune lamp bringing a cool finish to any bathroom

## Safety Assured

Our lighting range has been designed specifically for use in the bathroom. Our low voltage products have a minimum rating of IP44 to give you additional confidence. The connectors on our fittings and distribution blocks on our drivers also have a minimum rating of IP44, meaning they can be located in Zone 2 areas of the bathroom. We strive to ensure the highest confidence and ease of installation.



## Lighting Zones

### ZONES EXPLAINED

Safety is the main concern when considering bathroom lighting. Bathrooms are divided into **ZONES 0, 1 and 2**, based on their likely exposure to water. Only use light fittings in the zone for which they are designed. The main light should be switched on by a pull cord or switch outside the bathroom. The window recess is classed as **ZONE 1**.

**PLEASE NOTE:** The classification of bathroom zones has changed, **ZONE 3** no longer exists, but references to it may still appear on product packaging.

#### ZONE 0 **Z0**

Is the smallest volume that contains the bathtub, shower, basin etc. *Minimum rating of IP67.*

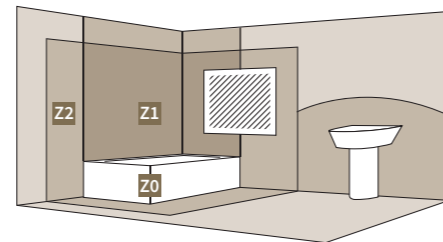
#### ZONE 1 **Z1**

Is the area above **ZONE 0**, up to a height of 2.25m above the floor. *Minimum rating of IP44.*

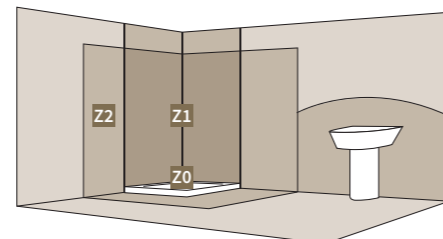
#### ZONE 2 **Z2**

Is the area above **ZONE 1** up to a height of 3m, as well as the area that is horizontal within 0.6m from **ZONE 1**. If the space under the bath cannot be accessed without using a tool, then that space is considered as un-zoned. *IP rating of at least IP44 is required.*

*We have stated on each product which zone they are suitable for if restrictions apply.*



BATHROOM WITH BATH



BATHROOM WITH SHOWER TRAY

## Lighting Types

### COB LED LIGHTING

A selection of our lights feature COB LED technology to ensure the brightest light output and longest lifespan. COB (Chip On Board) is the very latest technology when it comes to LED lighting. COB lamps consist of a higher number of LED chips, which are packed together to form one lighting module.


### KEY FEATURES OF COB LIGHTING ARE:

- Enhanced efficiency
- Higher light output than SMD LED chips
- Longer lifespan
- Uniform appearance
- Same light output as a halogen lamp at a fraction of the energy usage, saving you money on energy bills

## Cabinet & Mirror Lights 2 YEAR

### LED COLOURS

Some of our LEDs are available in two colours, Cool White and Warm White so that you can choose the look you prefer. The images to the right show the difference in cool and warm light.



#### CASCADE **C W Z2**

Curved Acrylic LED Over Mirror Light and Driver  
IP44 rated over mirror cabinet light with designer curved acrylic shade.  
*Finish: Chrome & Clear Acrylic*  
*Wattage: 3W*  
*Beam Angle: 120°*  
*LED colours available: Cool White, Warm White*

SE34301C0 Cool White	£65.00	3W
SE34301W0 Warm White	£65.00	3W
SE490050 3W 350mA Driver	£29.60	3W



#### HYDRA **C W Z2**

COB LED Over Mirror Light and Driver  
IP44 rated long arm over cabinet/mirror light with COB LED.  
*Finish: Chrome*  
*Wattage: 3W*  
*Beam Angle: 120°*  
*LED colours available: Cool White, Warm White*

SE34201C0 Cool White	£47.30	3W
SE34201W0 Warm White	£47.30	3W
SE490050 3W 350mA Driver	£29.60	3W



#### NEPTUNE **C W Z2**

Over Cabinet COB T-Bar LED Light and Driver  
IP44 rated over cabinet/mirror light with COB LED section and acrylic inset cover.  
*Finish: Chrome*  
*Wattage: 5W (12W driver needed)*  
*Beam Angle: 120°*  
*LED colours available: Cool White, Warm White*

SE34001C0 Cool White	£83.00	5W
SE34001W0 Warm White	£83.00	5W
SE491050 12W 700mA Driver	£29.60	12W



#### ORCA **C W Z2**

Surface/Recessed Light and Driver  
IP44 Rated Recess/Surface Light for under cabinet mounting.  
*Finish: Chrome*  
*Wattage: 1.65W (15W driver needed)*  
*Beam Angle: 60°*  
*LED Colours: Cool White, Warm White*

SE9006HDCW Cool White	£36.30	1.65W
SE9006HDWW Warm White	£36.30	1.65W
SE40560 15W 700mA Driver	£29.70	15W

## Orca Accessories

If you wish to connect more than one Orca fitting to a single driver the IP44 rated Y-Splitter allows you to do so.



IP44 Y-Splitter  
SE10345 **£5.95**

IP44 1m Extension Lead  
SE10346 **£3.60**

## Ceiling Lights

Choose your fitting, your lamp then preferred colour (Cool White or Warm White)

### GLASS SHOWERLIGHT FITTINGS

This luxury IP55 rated shower light features a round or square glass exterior and a chrome centre.



Round  
SE380010 **£53.00**



Square  
SE381010 **£53.00**

### SHOWER LIGHT (FITTING ONLY)

IP65 rated, available in two finishes and is suitable for use with our energy saving, high output LED lamps. This fitting can be used within a shower cubicle or over a bath.



White  
SE30014W0 **£21.30**



Chrome  
SE30022W0 **£21.30**

### FIRE AND ACOUSTIC RATED SHOWER LIGHT (FITTINGS ONLY)

This IP65 rated fitting has been tested and proved to maintain the integrity of the surface in which it is fit. The fitting will expand if heated above a certain temperature and fill any gaps around it, containing fire. Up to 90 minutes fire rated.



White  
SE30034W0 **£23.65**



Chrome  
SE30042W0 **£23.65**

### LED LAMPS

The dimmable and non-dimmable LED lamps have an approximate equivalent light output to that of a 50W halogen lamp.

240V GU10.  
Wattage: 5W  
LED colours: Cool White (6000K)  
Warm White (2500K)



Dimmable COB LED Lamps  
(singles)  
SE37105C0 Cool White **£15.40** 5W  
SE37105W0 Warm White **£15.40** 5W




Non-Dimmable COB LED Lamps  
(singles)  
SE37005C0 Cool White **£11.85** 5W  
SE37005W0 Warm White **£11.85** 5W

## Rechargeable Lights

These products are suitable to be used inside bathroom cabinets, no IP rating is required to use these products in the bathroom as they are battery operated. Perfect for retrofitting as there is no wiring, hence no electrical installation required.



**MIMAS**   
Angled fitting with integrated PIR on/off sensor for use inside bathroom cabinets. The detection range of the PIR is 2m and the 30 second delay function prevents energy wastage.  
Finish: Aluminium  
Wattage: 0.7W  
Beam angle: 120°  
LED colour: Cool White  
SE20051C0 **£53.00**



**SOLUS**   
This angled round light with integrated PIR on/off sensor switch is perfect for illuminating the interior of bathroom cabinets.  
Finish: Aluminium  
Wattage: 0.7W  
Beam angle: 120°  
LED colour: Cool White  
SE20061C0 **£47.30**




**PLUGGABLE USB CHARGER**  
USB Charger for rechargeable battery operated lighting. The charger has a 5m cable with plug and USB option for charging.  
SE2007000 **£16.50**



## LED Lights

Choose spot or strip effect lighting to introduce stunning mood lighting into your bathroom. If you have niches in your bathroom, illuminate them with an IP rated flexible strip light or integrate spot lights around the bath to create a subtle glow.

### LED Strip Lights

**LUMO**   
IP65 Flexible Strip Light  
This high output IP65 rated flexible LED strip light is available in 1m and 2m lengths but can be cut to length. Fix the product using rubber clips and screws which are provided in the pack.  
Wattage: 2.5W (1m) / 5W (2m)  
Beam Angle: 110°  
LED colours: Cool White, Warm White



SE30115C0 Cool White 1m (5000K) **£44.00**  
SE30115W0 Warm White 1m (2800K) **£44.00**  
SE30025C0 Cool White 2m (5000K) **£68.00**  
SE30025W0 Warm White 2m (3000K) **£68.00**  
SE40560 15W 700mA Driver **£29.70**

### LED Plinth Lights


**NIMBUS**   
IP67 Rated Round Plinth Light Pack  
Contains 6 fittings for integration in any zone of the bathroom.  
Suitable for use in bath panels, ceramic tiles, natural stone, hardwood or Quartz flooring. These fittings are daisy chained and connected back to the driver via IP67 rated connectors.  
Finish: Stainless Steel, Wattage: 6 x 0.3W, Beam Angle: 90°  
LED colour: Cool White, Lumens: 21Lm  
SE35000C6 **£65.00**



### LED Shelf Light

The IP44 rated LED glass shelf adds stunning mood lighting to your bathroom as well as providing additional storage space.

- Aluminium Finish
- IP44 Rated
- Built-in LED driver
- Wattage: 12W
- LED Colour: Cool White(4500K)
- IP44 rated on/off switch on the underside of the shelf
- Maximum weight: 3kg



500 x 135mm  
SE30156W0 **£93.50**

### Shaver Sockets

Our dual voltage shaver socket is available in chrome or white and has a 'super slim' design. Compatible with both electric shavers and toothbrushes, this is a neat and practical accessory.  
• Dual Voltage: 115V & 230V  
• IP20 Rated  
• H148 x W87 x D48mm



SE3014200 Chrome **£41.40**  
SE3013400 White **£35.50**