

05/

SHOWERS

OUR PROMISE IS THAT
EACH HUDSON REED
SHOWER EXPERIENCE
CAN BRING YOU
PURE EXHILARATION.

20 YEAR GUARANTEE

20 year
guarantees unless
otherwise stated

See pages 118–119 for our guide on how to choose your shower



IGNITE

Square Slimline
Thermostatic Showers

Featured:

Square Three Outlet Valve
CPB3312 **£374.00** HP3

Ultra Thin Fixed Head
HEAD47 **£220.00** MP

Square Hand Held Kit
A3264 **£87.00** LP1

Square Tile Body Jet
BDJ002 **£87.00** (each)

IGNITE NEW

SHOWER VALVES

DISCOVER OPTIMUM CONTROL WITH OUR INTUITIVE RANGE OF IGNITE SHOWER VALVES, AND EXPERIENCE THE ULTIMATE PERFORMANCE AT THE TOUCH OF A BUTTON

INTUITIVE

With simple push on/off flow controls you are provided with instant start/stop activation which delivers an intuitive, shower performance.

OPTIMUM PERFORMANCE

Each button takes you direct to a dedicated outlet, whether this be an overhead shower, body jets or hand held shower — the choice is yours.

BEAUTIFUL DESIGN

Slim and streamlined profile in round or square designs, with a choice of 1, 2 or 3 flow control options.



20
YEAR
GUARANTEE

Safety
Anti Scald

MADE IN BRITAIN



IGNITE

Round Slimline
Thermostatic Showers

Featured:

Round Two Outlet Valve
CPB1311 **£332.00** HP2

Round Fixed Head & Arm
HEAD26 **£220.00** MP
ARM01 **£34.00**

Round Body Jet with Swivel
A383 **£32.00** (each)

IGNITE
SHOWER VALVES

ROUND AND SQUARE PUSH CONTROL
THERMOSTATIC SHOWER VALVES

ROUND



One Outlet
CPB1310 **£300.00** HP1

Two Outlet
CPB1311 **£332.00** HP2

Three Outlet
CPB1312 **£374.00** HP3

SQUARE



One Outlet
CPB3310 **£300.00** HP1

Two Outlet
CPB3311 **£332.00** HP2

Three Outlet
CPB3312 **£374.00** HP3

- Works from as little as 1 bar pressure
- Outlets can be operated individually, or enjoy one, two or three simultaneously (depending on valve, accessories and available water pressure – see page 119 for water pressure and flow rate guide)



SHOWER

VALVES

OUR BEAUTIFUL TWIN AND TRIPLE SHOWER VALVES ARE TMV AND WRAS APPROVED. EACH COMPONENT WORKS TOGETHER TO PROVIDE EXCELLENT FLOW CONTROL AND FLOW RATE, EVEN AT LOW PRESSURE.

DESIGN FLEXIBILITY

Our Shower Valves incorporate all the latest design trends, including slimline, contemporary square and round, crosshead and stylish lever options.

EASY INSTALLATION

Our beautiful twin, triple and dual control shower valves contain the patented Valquest cartridge, making them simple to install and easy to maintain.



ART

Square
Thermostatic Showers

Featured:

Triple Valve
ART3211 **£339.00** LP1

Square Tile Body Jet
BDJ002 **£87.00** (each)

For high flow rate
systems only



Safety
Anti Scald

MADE IN BRITAIN

TWIN & TRIPLE VALVES

ROUND AND SQUARE
THERMOSTATIC SHOWER VALVES

TWIN



Lennox
Twin Valve
SQR3210 **£313.00** LP1
TMV2 VQ20 BC1875/0817
TMV3 VQ20 NSF1938/1217
WRAS 1703023

Twin Valve with Diverter*
SQR3207 **£345.00** MP



Indus
Twin Valve
RND3210 **£313.00** LP1
TMV2 VQ20 BC1875/0817
TMV3 VQ20 NSF1938/1217
WRAS 1703023

Twin Valve with Diverter*
RND3207 **£345.00** MP



Art
Twin Valve
ART3210 **£300.00** LP1
TMV2 VQ20 BC1875/0817
TMV3 VQ20 NSF1938/1217
WRAS 1703023

Twin Valve with Diverter*
ART3207 **£332.00** MP



Reign
Twin Valve
REI3610 **£300.00** LP1
TMV2 VQ20 BC1875/0817
TMV3 VQ20 NSF1938/1217
WRAS 1703023

Twin Valve with Diverter*
REI3607 **£332.00** MP



Reign
Twin Valve
REI3410 **£300.00** LP1
TMV2 VQ20 BC1875/0817
TMV3 VQ20 NSF1938/1217
WRAS 1703023

Twin Valve with Diverter*
REI3407 **£332.00** MP

CROSSHEAD AND LEVER
THERMOSTATIC SHOWER VALVES



Tec Pura
Twin Valve
A3003V **£300.00** LP1
TMV2 VQ20 BC1875/0817
TMV3 VQ20 NSF1938/1217
WRAS 1703023

Twin Valve with Diverter*
A3007 **£332.00** MP



Tec Crosshead
Twin Valve
KRI3210 **£300.00** LP1
TMV2 VQ20 BC1875/0817
TMV3 VQ20 NSF1938/1217
WRAS 1703023

Twin Valve with Diverter*
KRI3207 **£332.00** MP



Tec Dual
Concealed Valve*
JTY025 **£279.00** LP1
WRAS 1406041

TRIPLE



Art
Triple Valve
ART3211 **£339.00** LP1
TMV2 VQ21 BC1875/0817
TMV3 VQ21 NSF1938/1217
WRAS 1703023

Triple Valve with Diverter*
ART3212 **£374.00** MP



Reign
Triple Valve
REI3611 **£339.00** LP1
TMV2 VQ21 BC1875/0817
TMV3 VQ21 NSF1938/1217
WRAS 1703023

Triple Valve with Diverter*
REI3617 **£374.00** MP



Reign
Triple Valve
REI3411 **£339.00** LP1
TMV2 VQ21 BC1875/0817
TMV3 VQ21 NSF1938/1217
WRAS 1703023

Triple Valve with Diverter*
REI3417 **£374.00** MP



Tec Pura
Triple Valve
A3003 **£339.00** LP1
TMV2 VQ21 BC1875/0817
TMV3 VQ21 NSF1938/1217
WRAS 1703023

Triple Valve with Diverter*
A3023 **£374.00** MP



Tec Crosshead
Triple Valve
KRI3211 **£339.00** LP1
TMV2 VQ21 BC1875/0817
TMV3 VQ21 NSF1938/1217
WRAS 1703023


Triple Valve with Diverter*
KRI3023 **£374.00** MP



Tec Dual
Exposed Valve*
JTY026 **£284.00** LP1
WRAS 1406041

BAR VALVES

CONTEMPORARY
THERMOSTATIC BAR VALVES



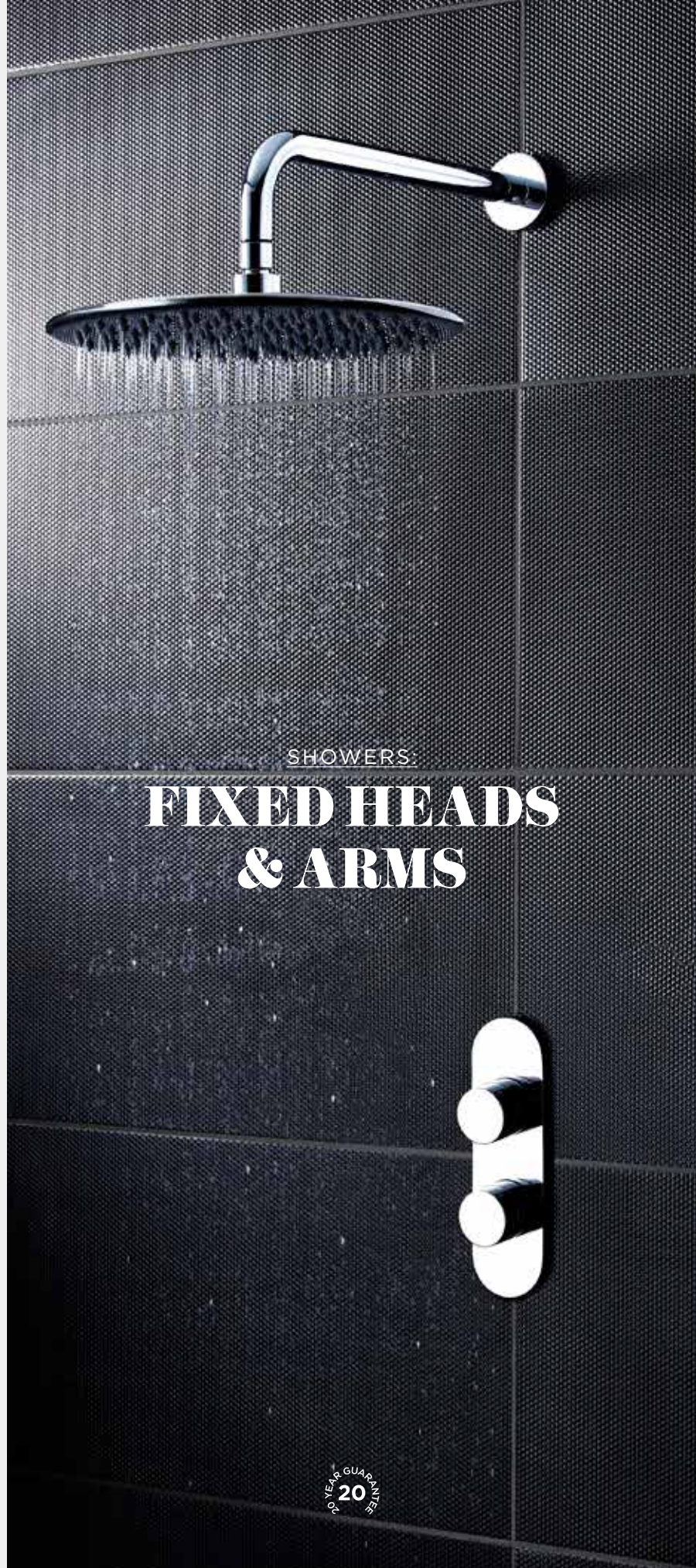
Minimalist Thermostatic Bar Valve
Top and bottom outlet
A3500 **£240.00** LP2



Quadro Thermostatic Bar Valve
Top outlet
A3506 **£240.00** LP2



Quadro Thermostatic Bar Valve
Bottom outlet
A3503 **£240.00** LP2



SHOWERS:

FIXED HEADS & ARMS

20 YEAR GUARANTEE

FIXED HEADS

SUITABLE FOR USE WITH WALL MOUNTED OR CEILING ARMS



Slim Stainless Steel Square Fixed Head
400 x 400mm
HEAD45 £260.00 MP



Slim Stainless Steel Square Fixed Head
300 x 300mm
HEAD58 £220.00 MP



Slim Stainless Steel Square Fixed Head
200 x 200mm
A3088 £126.00 MP



Cloudburst Brass Fixed Head
235mm Ø
A3027 £121.00 MP



Slim Stainless Steel Round Fixed Head
400mm Ø
HEAD46 £260.00 MP



Slim Stainless Steel Round Fixed Head
300mm Ø
HEAD26 £220.00 MP



Slim Stainless Steel Round Fixed Head
200mm Ø
A3082 £126.00 MP



Tec 8" Brass Fixed Head
200mm Ø
HEAD01 £114.00 MP

FIXED WALL MOUNTED ARMS



Large Rectangular Wall Mounted Shower Arm
L355 x W50mm
ARM12 £87.00



Small Rectangular Wall Mounted Shower Arm
L355 x W35mm
ARM13 £74.00



Round Wall Mounted Shower Arm
L345mm
ARM01 £34.00



Contemporary Wall Mounted Arm
L315mm
ARM06 £60.00



Mitred Wall Mounted Arm
L415mm
ARM07 £60.00

FIXED CEILING MOUNTED ARMS



Round Ceiling Arm
L300mm
ARM16 £47.00



Round Ceiling Arm
Heavy duty. L165mm
A3220 £67.00



Round Ceiling Arm
L150mm
ARM15 £32.00

**COMPLETE
FIXED HEADS**



Rectangular Shower Head with Waterfall

Suitable for use with twin valve with diverter, triple valve or triple valve with diverter

430 x 200mm

HEAD48 **£286.00** MP



Ultra Thin Fixed Head

200 x 430mm

HEAD47 **£220.00** MP




Shower/Bath Waterfall Filler

Suitable for use with a shower valve

290 x 146mm

PN300 **£393.00** MP

**CEILING
MOUNTED HEADS**



Square Ceiling Tile Fixed Head

500 x 500mm

HEAD82 **£527.00** MP



Square Ceiling Tile Fixed Head

370 x 370mm

HEAD81 **£386.00** MP



Square Ceiling Tile Fixed Head

270 x 270mm

HEAD80 **£200.00** MP



Stainless Steel Rectangular Ceiling Shower Head

Separate water feed pipe needed

600 x 400mm

Ceiling arms 220mm

HEAD66 **£566.00** MP



400mm Stainless Steel Square Fixed Head and Ceiling Arm

400 x 400mm

Ceiling arm 150mm

HEAD45A **£307.00** MP



Stainless Steel Round Fixed Head and Ceiling Arm

400mm Ø

Ceiling arm 300mm

HEAD46A **£292.00** MP




SHOWERS:
**COMPLETE
SHOWERS
WITH KITS**

20
YEAR
GUARANTEE

Safety
Anti Scald

SQUARE



Surge Thermostatic Bar Shower with Kit

A3511 **£599.00** HP1

ROUND



Porto Thermostatic Bar Shower with Kit

A3512 **£599.00** HP1



SHOWERS:
**MULTI OPTION
SHOWER KITS**

20 YEAR GUARANTEE

EXPOSED

SUITABLE FOR USE WITH TOP OUTLET BAR VALVES



Square Telescopic Riser Kit
With Diverter.
Height is adjustable after installation
A3114 £260.00 HP1



Round Telescopic Riser Kit
With Diverter.
Height is adjustable after installation
A3113 £260.00 HP1



Tiamo Rigid Riser Kit
With Diverter
A364 £333.00 HP1



Infinity Rigid Riser Kit
With Diverter
A363 £233.00 HP1

CONCEALED

SUITABLE FOR USE WITH CONCEALED SHOWER VALVES



Worth Shower Kit
With concealed Outlet Elbow and Diverter
A3116 £432.00 HP1



Destiny Shower Kit
With concealed Outlet Elbow and Diverter
A3115 £432.00 HP1


Valves are not included with the shower kits.

All prices include VAT at 20%. For line drawings visit hudsonreed.co.uk

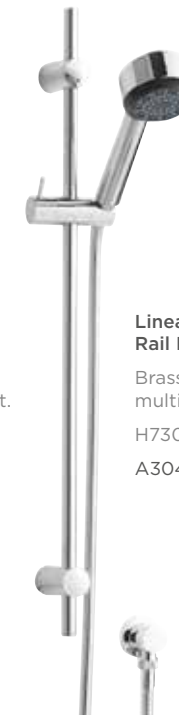
SHOWERS:
**SLIDE
RAIL KITS**

20
YEAR
GUARANTEE

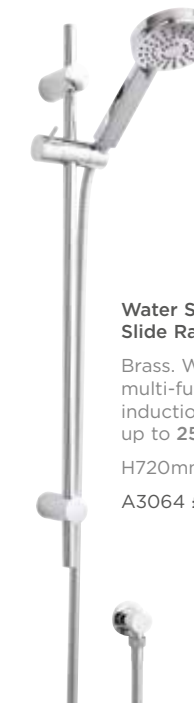
ROUND



Slimline Slide Rail Kit
Brass. With multi-function handset.
H830mm
A3041 **£94.00** MP



Linear Slide Rail Kit
Brass. With multi-function handset.
H730mm
A3043 **£80.00** MP




Water Saving Slide Rail Kit
Brass. With multi-function air induction handset, with up to 25% water saving.
H720mm
A3064 **£126.00** LP1

SQUARE



Sheer Slide Rail Kit
Brass
H700mm
A3167 **£147.00** LP1



Kubix Slide Rail Kit
Brass
H680mm
A3181 **£200.00** LP1

All prices include VAT at 20%. For line drawings visit hudsonreed.co.uk

SHOWERS:
ACCESSORIES

20
YEAR GUARANTEE

BODY JETS



Square Tile Body Jet
H92 x W92mm
BDJ002 **£87.00** Each



Square Body Jet
With swivel
A354 **£47.00** Each



Round Sheer Body Jet
With swivel
A355 **£47.00** Each



Body Jet
With swivel
A383 **£32.00** Each

ELBOW, FLEX & SEAT



Square Outlet Elbow
Chrome plated brass
A3245 **£23.00**



Smooth Silver Flex
1.5m
A321 **£35.00**



Shower Seat
Chrome hinges
LA371 **£260.00**

HAND HELD KITS

Round Outlet Elbow with Parking Bracket, Flex and Handset
A3263 **£74.00** LP1



Square Outlet Elbow with Parking Bracket, Flex and Handset
A3264 **£87.00** LP1





INTERVAL ROUND

Fully Recessed Thermostatic Shower Panel and Head

- 6 round body jets
- Separate fixed head with waterfall option
- Pencil handset

Chrome HP2
PIN003 **£1,304.00**

SHOWERS:
DREAM SHOWERS

20 YEAR GUARANTEE
Safety Anti Scald



INTERVAL SQUARE

Fully Recessed Thermostatic Shower Panel and Head

- 6 square inset body jets
- Rectangular handset
- Separate fixed head with waterfall option

Stainless Steel HP2
PIN001 **£1,304.00**



DUSK

Thermostatic Shower Panel

- 4 square and 1 rectangular inset body jets
- Inset square fixed head with waterfall option
- Rectangular handset

Gun Metal HP2
AS344 **£1,092.00**



ASTRAL

Thermostatic Shower Panel

- 6 body jets
- Waterfall and conventional head
- Rectangular handset

Stainless Steel HP2

AS326 **£1,325.00**



LAVA

Thermostatic Shower Panel

- 2 inset rectangular body jets
- Pencil handset
- Waterfall and conventional head

Stainless Steel HP2

AS315 **£986.00**



GENIE

LED Thermostatic Shower Panel

- 4 round body jets
- LED touch temperature and flow control panel
- Inset square fixed head with LED lights
- Rectangular handset

Chrome HP2

AS361 **£1,563.00**



SHIMMER

Thermostatic Shower Panel

- 6 round inset body jets
- Inset round fixed head with waterfall
- Pencil handset

Chrome HP2

AS345 **£1,191.00**



PROPHECY

Thermostatic Shower Panel

- 4 round body jets
- Multi-function handset
- Movable fixed head

Black Chrome HP2

A3321 **£633.00**



GLACIER

Thermostatic Shower Panel

- 6 round body jets
- Pencil handset
- Round fixed head

White HP2

AS211 **£1,151.00**



SURFACE

Thermostatic Shower Panel

- 3 rectangular inset body jets
- Inset square fixed head
- Pencil handset

Stainless Steel HP2

AS342 **£1,325.00**

SHOWERS:
**CHOOSING
 YOUR PERFECT
 SHOWER**



THERE ARE LOTS OF REASONS TO CHOOSE A HUDSON REED THERMOSTATIC SHOWER: SAFETY, CONTEMPORARY DESIGN, CO-ORDINATING TAPS AND MARKET-LEADING GUARANTEES. EVEN BETTER, OUR SHOWER VALVES ARE ALSO GREAT FOR YOUR INSTALLER, MEANING LESS TIME AND THEREFORE LESS COST TO YOU.

**HUDSON REED
 SHOWER BENEFITS**

Installation Made Easy

A selection of our Thermostatic Shower Valves contain the patented Valquest cartridge, which makes them easy to install and maintain.

- The cartridge is fully reversible, meaning if hot and cold supplies are the wrong way round, it doesn't need re-plumbing. Simply remove the cartridge, turn 180° and replace
- The patented cartridge is highly resistant to calcium build-up, even in hard water areas

Safety For All The Family

- Full thermal protection to prevent scalding even in the event of hot or cold water failure.
- Thermostatic control to +/- 2 degrees, even if the temperature or incoming pressures fluctuate.

Made in Britain

Our shower valves are manufactured in Halifax by a dedicated team, and we are proud to be members of the Made in Britain scheme.

Industry Certified

Our concealed twin and triple shower valves are TMV and WRAS approved.

WRAS Appropriate products have been extensively tested by the WRc and are approved or pending approval to comply with the Water Regulations Advisory Scheme.

TMV2 approval means the shower will maintain the pre-set temperatures even if the water pressure varies when other appliances are used, preventing domestic hot water scalding.

TMV3 approval means that the shower meets Government health & safety requirements for use in public places such as schools and hospitals. Together, they ensure that our showers offer peace of mind and safe showering for all the family.

Reliability

- Accurate flow control
- Excellent flow rates - even at low pressure. Hudson Reed showers can deliver 5.5 litres of water per minute at 0.1 bar pressure

**SHOWER SYSTEMS
 EXPLAINED**

Gravity-Fed System

Low Pressure

If you have a cold water tank in your loft and hot water cylinder then you have a gravity fed system.

Suitable for all LP1 and LP2 combinations. For all our MP and HP combinations, you may need to use a suitable shower pump to give the required pressure for optimum performance.

Mains System

High Pressure

If you have a combination boiler or instantaneous gas water heater (multipoint heater) then you have a high pressure mains system.

Suitable for all of our shower systems.

Unvented System

High Pressure

If your hot water is stored under pressure in a cylinder you have a high pressure unvented system.

Suitable for all of our shower systems.

GUIDES

Ignite Shower Valve Flow Rates (litres per minute)

Bar		1	2	3	4	5
1 Outlet Model	1 Outlet	11.1	16.1	19.7	22.8	25.2
	2 Outlet Combined	12.4	19.7	24.9	29.0	32.6
2 Outlet Model	1 Outlet	8.9	13.6	16.7	19.4	21.7
	2 Outlet Combined	12.4	19.7	24.9	29.0	32.6
3 Outlet Model	1 Outlet	8.1	12.6	15.6	18.0	20.2
	2 Outlet Combined	12.0	19.5	24.5	28.5	32.0
	3 Outlet Combined	13.8	21.8	28.0	32.9	37.0

Water Pressure

- LP1 0.1 Bar Minimum
- LP2 0.2 Bar Minimum
- MP 0.5 Bar Minimum
- HP1 1.0 Bar Minimum
- HP2 2.0 Bar Minimum



Safety
 Anti Scald